


TEST REPORT

TEST REPORT AS PER: As Per Customer Request

Page 1 of 7

TEST REPORT NO. PEL/ED/14000226A1			NAME & ADDRESS OF CUSTOMER: NETCON ENTERPRISE PRIVATE LIMITED NO 430A, BAJANAI KOIL STREET, KADHIRVEDU, PUZHAL, THIRUVALLUR, TAMIL NADU, 600066
UIN No. TL011012600001204F			
DATE OF ISSUE OF TEST REPORT: 30/05/2026			
Customer Ref. & Date if any: Nil			
Date of Sample Receipt: 20/05/2026	Start of Test Date: 20/05/2026	End of Test Date: 30/05/2026	

PART A- PARTICULARS OF THE SAMPLE SUBMITTED




NATURE OF SAMPLE	Netcon Unshielded Multi Pair PVC/LSZH Control Cable
Grade/ Variety/ Type/ Class/ Size etc.	300V Multi Pair Control Cable
Declared Values, if any (declared by the manufacturer).	As per manufacture datasheet
Code no./ Sr. No.	NC-CC-18AWG-4P / NC-CC-12AWG-2P / NC-CC-14AWG-2P/ NC-CC-20AWG-6P
BIS seal and IO's sign. if any.	Nil
Batch no., Date of manufacture.	Nil
Brand Name/ Model no.	Brand:  ,Lead Model : NT0212L/P, Series Model: NT0214L/P, NT0216L/P, NT0218L/P, NT0220L/P, NT0222L/P NT0412L/P, NT0414L/P, NT0416L/P, NT0418L/P, NT0420L/P, NT0422L/P, NT0612L/P, NT0614L/P, NT0616L/P, NT0618L/P, NT0620L/P, NT0622L/P, NT0812L/P, NT0814L/P, NT0816L/P, NT0818L/P, NT0820L/P, NT0822L/P
Quantity of samples.	1 No.
Condition of the sample when received.	OK
Standard specification (s).	as per Applicable IEC Standards and Manufacturer Specification
Environmental conditions.	Temperature: 25 ± 3°C & Relative Humidity: <65%

PART B - SUPPLEMENTARY INFORMATION

- a) Deviations from the test methods as per relevant specification/ work instructions, if any: NIL
b) Details of the drawings, graphs, tables, sketches or photographs as referred in the test report, if any: NIL

Notes:

- This report is not to be reproduced wholly or in part without our special permission in writing.
- This report refers only to the particular sample detailed above and solely for Quality purpose.
- The results reported in this certificate are valid at the time of and under the stipulated conditions of measurement.
- Sample will be disposed off after 30 days of issue of test report if no any further information is received.
- All parameters are certified without asterisk.
- Any claim/recognition is solely for promotional/advertisement purpose and has no relation with the content of the report.
- The testing of the specified sample has been reported as per the respective mentioned standard for complete and partial parameters wherever applicable.
The parameters with star mark are not accredited by IQAS.
- * Normative reference are provided for the reference.
- Mentioned product is intended for Ethernet LAN Applications.

Tested by	Reviewed and Authorized by	Issued By
		
MR. AMAN SINGH TESTING ENGINEER	MR.MANEESH KUMAR GOLE HOD	Ms. RADHIKA MATHUR (I.C.S.)
DATE: 30/05/2026	DATE: 30/05/2026	DATE: 30/05/2026

PLANET ELECTRO LABS PVT. LTD.

WZ-407/ B-1, Basai Darapur, Near Ramesh Nagar Metro Station, New Delhi-110015 (India)

Contact no: +91 9971932901

Email: planetelectrolabs@gmail.com

Report No.: PEL/ED/14000226A1	QUALITY REPORT	Page: 2 of 7
Dated: 30/05/2026		UIN- TL011012600001204F

S.No.	Test Parameter	Normative reference*	Standard
1	Conductor Resistance	IEC 60228	IEC 61156-5
2	Insulation Thickness	IEC 60502	IEC 61156-5
3	Voltage Test	IEC 60227	IEC 61156-5
4	Insulation Resistance	IEC 60227	IEC 61156-5
5	Tensile & Elongation	IEC 60811	IEC 61156-5
6	Flame Test	IEC 60332-1	UL 94
7	Cold Bend Test	IEC 60811	IEC 61156-5

PLANET ELECTRO LABS PVT. LTD.

WZ-407/ B-1, Basai Darapur, Near Ramesh Nagar Metro Station, New Delhi-110015 (India)

Contact no: +91 9971932901

Email: planetelectrolabs@gmail.com

Report No.: PEL/ED/14000226A1	QUALITY REPORT	Page: 3 of 7
Dated: 30/05/2026		UIN- TL011012600001204F

1. Sample Information

Parameter	Details
Product Description	Netcon Unshielded Multi Pair Control Cable
Product Range	12 AWG – 24 AWG
Pair Configuration	2 Pair / 4 Pair / 6 Pair / 8 Pair
Cable Type	Unshielded Twisted Pair Control Cable
Conductor Material	Stranded Annealed Tinned Copper / Stranded bare Copper
Insulation Material	PVC
Outer Sheath	LSZH/ PVC

2. Dimensional Test Results

AWG	Nominal Conductor Area	Approx. Conductor Diameter	Typical Insulation Thickness	Typical Jacket Thickness	Approx. Cable OD*
12 AWG	3.31 mm ²	2.05 mm	0.45 mm	1.20 mm	10.5 mm
14 AWG	2.08 mm ²	1.63 mm	0.40 mm	1.10 mm	9.0 mm
16 AWG	1.31 mm ²	1.29mm	0.38 mm	1.00 mm	8.0 mm
18 AWG	0.823 mm ²	1.02mm	0.35 mm	0.90 mm	7.0 mm
20 AWG	0.518 mm ²	0.81 mm	0.32 mm	0.85 mm	6.0 mm
22 AWG	0.326 mm ²	0.64 mm	0.30 mm	0.80 mm	5.5 mm
24 AWG	0.205 mm ²	0.51mm	0.25 mm	0.60 mm	5.0 mm

Report No.: PEL/ED/14000226A1	QUALITY REPORT	Page: 4 of 7
Dated: 30/05/2026		UIN- TL011012600001204F

3. Electrical Test Results

Parameter	Unit	Requirement	Actual	Result
Conductor Resistance @20°C	Ω/km	12 AWG	5.21Ω/km	Pass
Conductor Resistance @20°C	Ω/km	14 AWG	8.28 Ω/km	Pass
Conductor Resistance @20°C	Ω/km	16 AWG	5.21 Ω/km	Pass
Conductor Resistance @20°C	Ω/km	18 AWG	13.17 Ω/km	Pass
Conductor Resistance @20°C	Ω/km	20 AWG	20.95 Ω/km	Pass
Conductor Resistance @20°C	Ω/km	22 AWG	33.30 Ω/km	Pass
Conductor Resistance @20°C	Ω/km	24 AWG	84.20 Ω/km	Pass
Insulation Resistance @20°C	MΩ·Km	≥500	1200MΩ·Km	Pass
Conductor–Conductor Capacitance	pF/m	≤150	75pF/m	Pass
Inductance	mH/m	≤0.65	0.58mH/m	Pass
High Voltage Test	VAC	1500 / 1 min	No breakdown	Pass
Continuity Test	—	No open circuit	complies	Pass
Short Circuit Test	—	No short circuit	complies	Pass
Operating Voltage	Vrms	300	complies	Pass

4. Mechanical Test Results

Test	Requirement	Actual	Result
Tensile Strength Before Aging	≥13.5 MPa	14.1MPa	Pass
Elongation Before Aging	≥100%	135%	Pass
Tensile Strength After Aging	≥10.5 MPa	11.2 MPa	Pass
Elongation After Aging	≥75%	92%	Pass
Cold Bend (-20°C × 4 hr)	No visible crack	No crack observed	Pass

Report No.: PEL/ED/14000226A1	QUALITY REPORT	Page: 5 of 7
Dated: 30/05/2026		UIN- TL011012600001204F

5. Flame Retardant Test

Test	Requirement	Actual	Result
Vertical Flame Test Propagation Test (IEC 60332-1-2)	600 ±25 mm sample mounted vertically, 1 kW pre-mixed flame applied at 45° angle for specified duration	Cable self-extinguished after removal of flame source. Charred portion within permissible limit. No flaming droplets observed.	Pass

6. Visual Examination

Inspection Item	Observation	Result
Cable Marking	Manufacturer name, size, and identification clearly printed	Pass
Core Identification	Pair/core color coding verified as per design	Pass
Jacket Surface	Surface found smooth, uniform, and free from defects	Pass
Packaging	Cable properly packed and labelled	Pass

Report No.: PEL/ED/14000226A1	QUALITY REPORT	Page: 6 of 7
Dated: 30/05/2026		UIN- TL011012600001204F

7. Test Equipment Used

Equipment	Make/Model	Calibration Due
Digital Micro Ohmmeter	CROWN	03-13-2027
High Voltage Tester	SIS/SCR Electroniks	12-18-2026
Universal Tensile Machine	MICRONIX	09-04-2027
Insulation Resistance Tester	MEXTECH	09-04-2027
Capacitance Meter	Metrix	17-09-2026
Cooling Chamber	Naval Tech Fabrication	03-13-2027
Dig. Stop Watch	RACER	09-04-2027

PLANET ELECTRO LABS PVT. LTD.

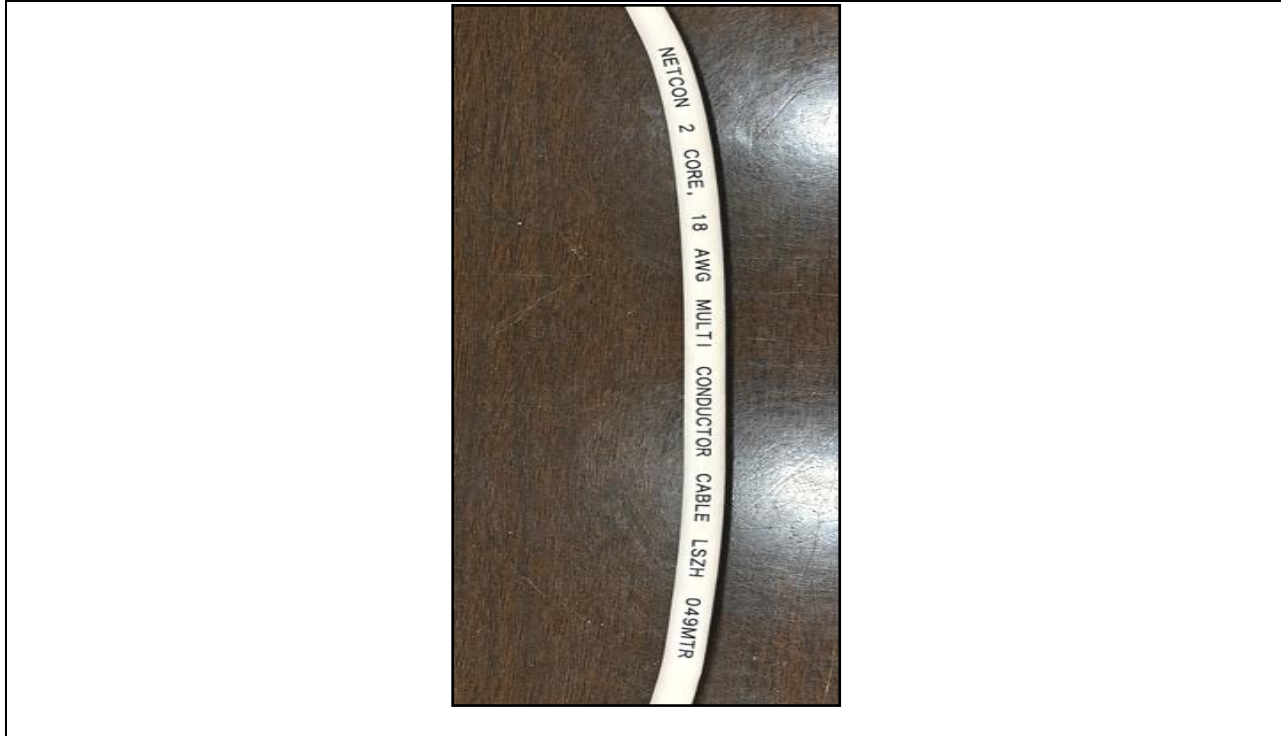
WZ-407/ B-1, Basai Darapur, Near Ramesh Nagar Metro Station, New Delhi-110015 (India)

Contact no: +91 9971932901

Email: planetelectrolabs@gmail.com

Report No.: PEL/ED/14000226A1	QUALITY REPORT	Page: 7 of 7
Dated: 30/05/2026		UIN- TL011012600001204F

PHOTOGRAPH



*****End of Test Report*****